SCBX

2022 Financial results

Analyst meeting presentation

20 January 2023

IMPORTANT DISCLAIMER:

Information contained in this document has been prepared from several sources and SCB X Public Company Limited ("SCBX") makes no representation or warranty, expressed or implied, as to the accuracy, correctness, completeness, adequacy or freedom from defect of any kind of such information and SCBX, its affiliates, and their respective controlling persons, directors, officers, and employees shall have no liability whatsoever in relation to such information. Any views contained in this document are based on financial, economic, market and other conditions prevailing as at the date of this document. SCBX does not intend, and therefore shall not be held responsible, to update any and all the information contained in this document. However, SCBX reserves the right to amend this document at any time. Any forward-looking statements are subject to change as a result of market conditions and the final result may be different to that indicated. In addition, this document does not constitute or form part of, and should also not be construed as an offer, solicitation or invitation for any transaction whatsoever, and does not take into account any particular investment objectives, financial situation or particular needs of the recipient.

Today's agenda

1 Key highlights

2 Review of 2022 results

3 2023 outlook

1

Key highlights

2022: A year in review

Completion of reorganization	• Completion of the restructuring process under the regional fintech "Mothership" strategy
Core business emerging stronger from the pandemic	• NIM expansion for the first time in two years • A record high NII, though partly offset by a drop in wealth and investment revenue • Asset quality under control under CDR[1/] with prudent provisioning
Expanding new growth horizons	• Rapid expansion in auto title loan business • Smooth business transition to CardX • Strong traction in digital lending platforms • Robinhood super app with strong GMV and revenue expansion • New InnovestX super app with full offering of asset classes [2/]

[1/] Comprehensive debt restructuring (CDR) under the Bank of Thailand's framework
[2/] Including both domestic and international equities, mutual funds, bonds, and digital assets

Gen 1: Key business updates – 2022

Bank of the Year 2022 – Asia Pacific
(The Banker)

Core banking business [1/]

41%
cost/income ratio
(excluding one-time gain)

3.3%
NPL

151%
NPL coverage

Wealth management & Bancassurance

>20% #1
bancassurance market share (New premium) [2/]

51%
of fee income in 2022

1.9trn THB
wealth AUM [3/]

YoY growth
-1%

Digital engagement

14.2mn +1.1mn
registered users
(SCB EASY App)

82%
monthly active user
(SCB EASY App)

1/ SCB Bank consolidated (Gen 1)

2/ Data as of November 2022
3/ Including deposits, mutual funds and investments

Gen 2: Key business updates – 2022

2022 digital loans (Group level) **65** THB bn **+73%** YoY

Note: Digital lending apps/platforms under Gen 1 and 2

New JV with Akulaku

CardX	autoX [2/]	monix	SCB ABACUS	ALPHA X
3.2mn accounts [1/] (Cards & Personal loans)	**1.2k/2.3k** branches/salesperson	**2.8mn** registered users (FINNIX App) YoY growth 1.5x	**3.0mn** registered users (Money Thunder App) YoY growth 2x	**0.7k** customers
115bn THB loan o/s	**7.5bn** THB loan o/s	**5.9bn** THB loan o/s 1.6x	**5.0bn** THB loan o/s 3.9x	**3.8bn** THB loan o/s
3% NPL [3/]	**<0.5%** NPL	**<1%** NPL	**<1.5%** NPL	**0%** NPL

Successful fund-raising THB 0.7 bn

Successful VC fund-raising THB 1.5 bn

1/ Updated number (after completion of the business transfers)
2/ Chaiyo Money launched in July 2022
3/ Including CardX AMC. If excluded, NPL would be <1%

Gen 3: Key business updates – 2022

innovestX

0.75mn
digital users

> 50%
market share of new customers

2.5bn
2022 revenue

Note: New INVX App launched in October 2022

SCB 10X

470mn USD
asset under management

1.2bn THB
2022 revenue

Note: Investment portfolio excluding all SCB10X's subsidiaries

Robinhood

Obtained a **ride-hailing license**

	YoY growth
3.5mn **registered users** (Robinhood App)	1.5x
8.5bn THB **2022 Gross Merchandise Value** (GMV)	+71%
0.5bn THB **2022 revenue**	35x

Note: 300K merchants (food and others) and 30K riders (as of 4Q22)

Offshore strategic investments for potential future business expansion

Strategic investment	Investment value	Investment rationale
FWD Group Holdings Limited, a leading Pan-Asian life insurer with a customer-led, legacy-light and digital-first model	180 USD mn	Fast growing life insurer with strong focus in **Southeast Asia** and a key strategic partner of SCBX
AKULAKU, an Indonesian leading digital consumer finance platform	100 USD mn	An underserved market in **Indonesia** using digital financial solutions and collaboration opportunities with SCBX's companies
Bank Jasa Jakarta, an Indonesian commercial bank, with plans to re-platform into a digital bank backed by **Welab** and **Astra Group**	50 USD mn	Growth opportunities in the digital banking business in **Indonesia**
RakkaR Digital, an institutional-grade digital asset custody platform for institutions	10 USD mn	Digital asset custody and related services to clients across **ASEAN**

2

Review of 2022 results

2022: Growth momentum continued with broader recovery and new growth horizons

1. **NII** increased (+13% YoY) from NIM expansion (+29 bps YoY) with yield improvement and moderate loan growth (+3% YoY).
2. **Fee & others** was lower (-5% YoY) mainly from the slowdown in wealth management business.
3. **Investment income** (-79% YoY) remained under pressures from unfavorable market conditions.
4. **Cost-to-income ratio** remained at mid 40s despite increasing business activities and restructuring efforts.
5. **Credit costs** (145 bps) declined from an elevated level over the past years.
6. **NPL ratio** declined further (3.34%) with higher **NPL coverage** (160%).
7. Strong **capital** position with high Tier 1 ratio (17.8%)

4Q22/2022 financial results – SCBX

Baht billion (Consolidated)	4Q22	QoQ	YoY	2022	YoY
Total income	**38.3**	-4%	-2%	**154.4**	3%
- Net interest income	29.3	6%	18%	107.9	13%
- Fee & others	10.5	-11%	-16%	44.9	-5%
- Investment & trading income [1/]	-1.6	n.m.	n.m.	1.7	-79%
Operating expenses	**20.9**	23%	21%	**69.9**	10%
Pre-provision operating profit	**17.4**	-24%	-21%	**84.5**	-3%
Provisions	**7.1**	-9%	-41%	**33.8**	-20%
Tax and others [2/]	3.2	-33%	50%	13.2	44%
Net profit	**7.1**	-31%	-9%	**37.5**	5%
Net profit (normalized/excl. one-time tax)	**8.1**	-30%	3%	**39.9**	12%

1/ Including gain (loss) on investment, dividend, trading and derivatives
2/ Including Baht 2.4 billion one-off income tax from the transfer of subsidiaries/businesses to SCBX for 2022

A record high NII offset by pressure on fee and investment income

Revenue
(Baht billion)

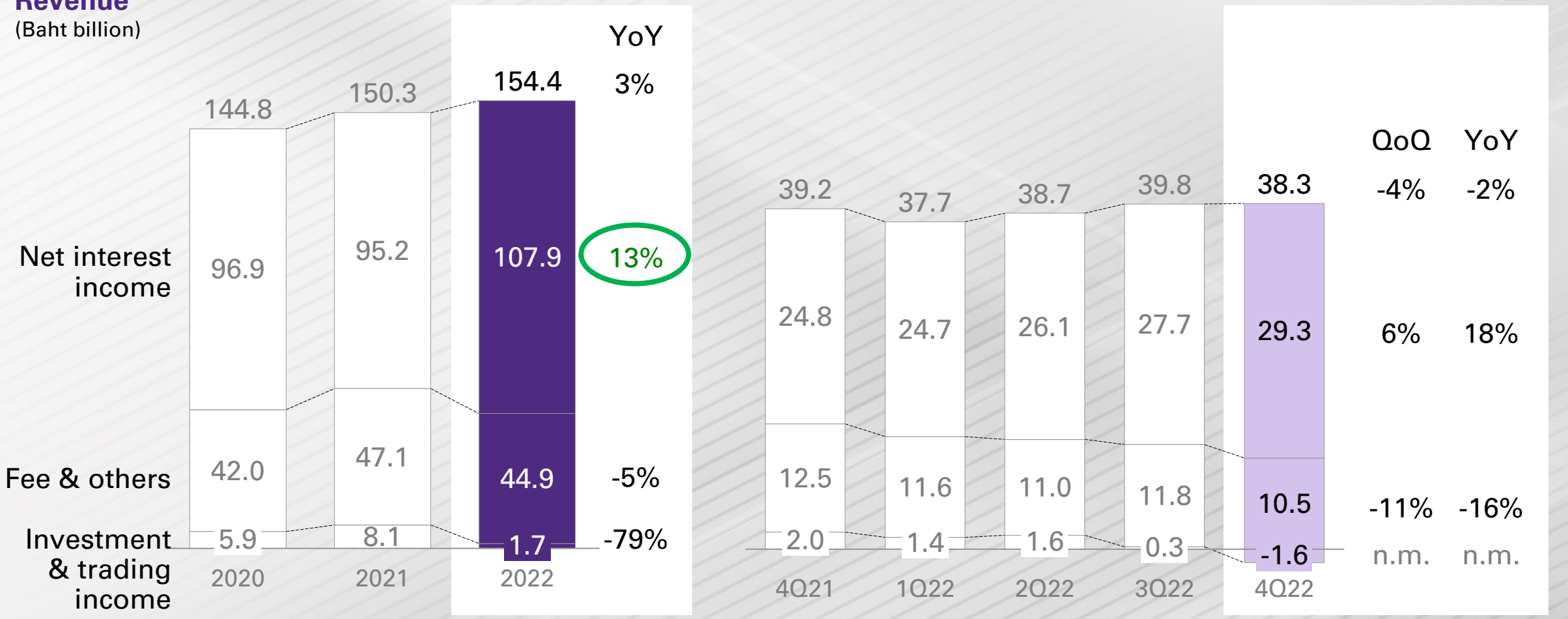

Interest rate tailwinds

SCB's interest rates

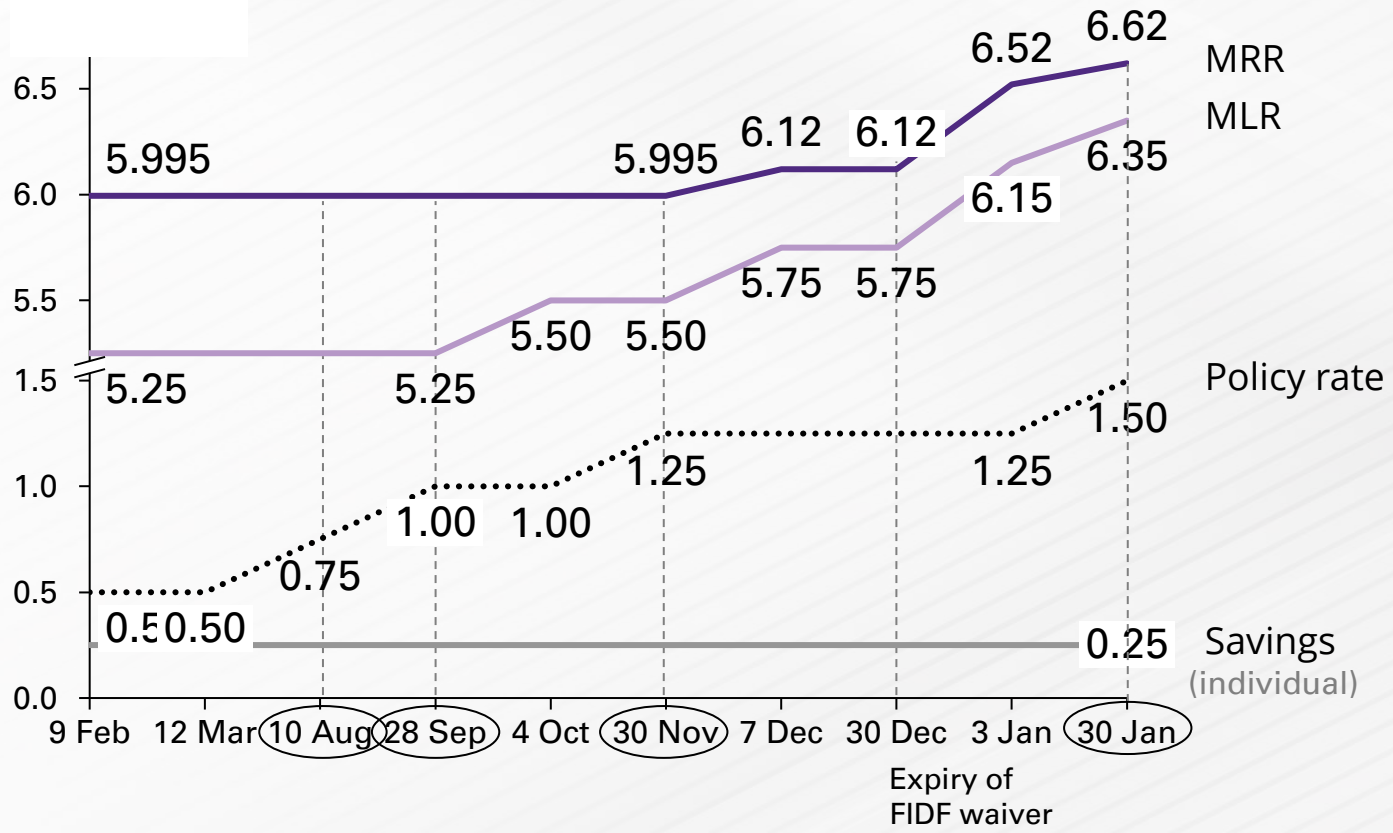

Note: MLR (Minimum Loan Rate) and MRR (Minimum Retail Rate)

NIM sensitivity

+25-30 bps

NIM sensitivity to interest rate movements (+1% in Policy Rate) for the first full year

Assumptions:

- +100 bps for floating products
- CASA will be dynamic and based on behavioral model
- Excluding FIDF impact

Note: NIM sensitivity calculated using an internal model with balance sheets as of November2022

NIM continued to expand from the quality loan growth strategy and upward interest rate trend

Loans (Baht billion)

	4Q21	1Q22	2Q22	3Q22	4Q22	QoQ	YoY
Loans	2,302	2,326	2,360	2,347	2,377	1%	3%
Corporate	828	854	875	849	857	1%	4%
SME	403	408	414	411	407	-1%	1%
Retail	1,071	1,064	1,071	1,088	1,113	2%	4%

Loans by subsidiaries (Gen 2 & Gen 3) (Baht billion)

	4Q21	1Q22	2Q22	3Q22	4Q22	QoQ	YoY
Others				12	15	22%	101%
AutoX	7	9	10	3	7.5	151%	n.m.
CardX	117	105	106	109	115	5%	-2%

Note: Loan of CardX was reported as part of the Bank before the spin-off on 10 Dec 2022

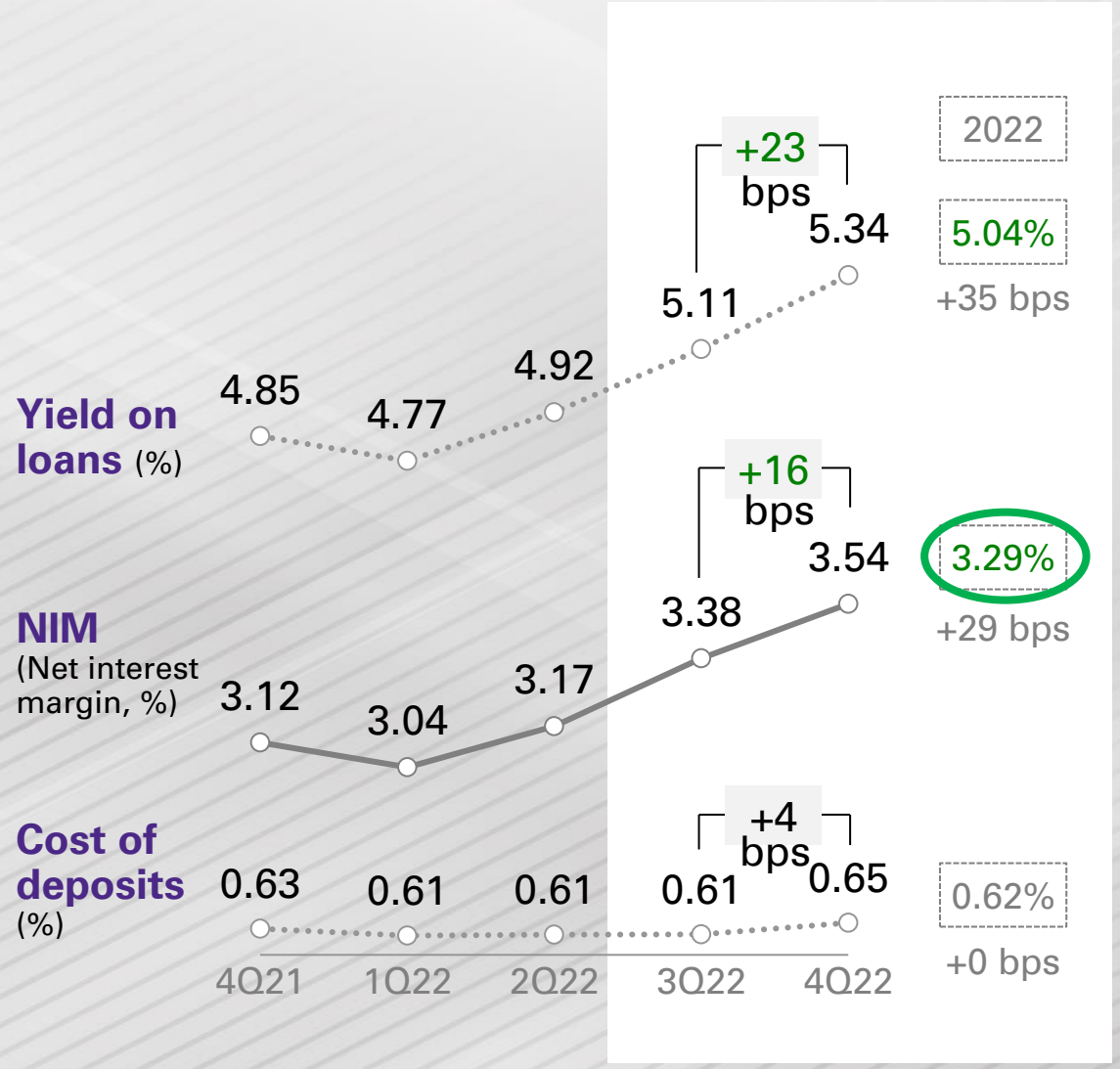

Note: FIDF fee reduction to 0.23% p.a. (1 Jan 2020 – 31 Dec 2022)

Yield on loans continued to improve from interest rate increases, pricing discipline on new bookings, and high-margin lending businesses

Yield on loans by segment (Group level)

(Percentage)

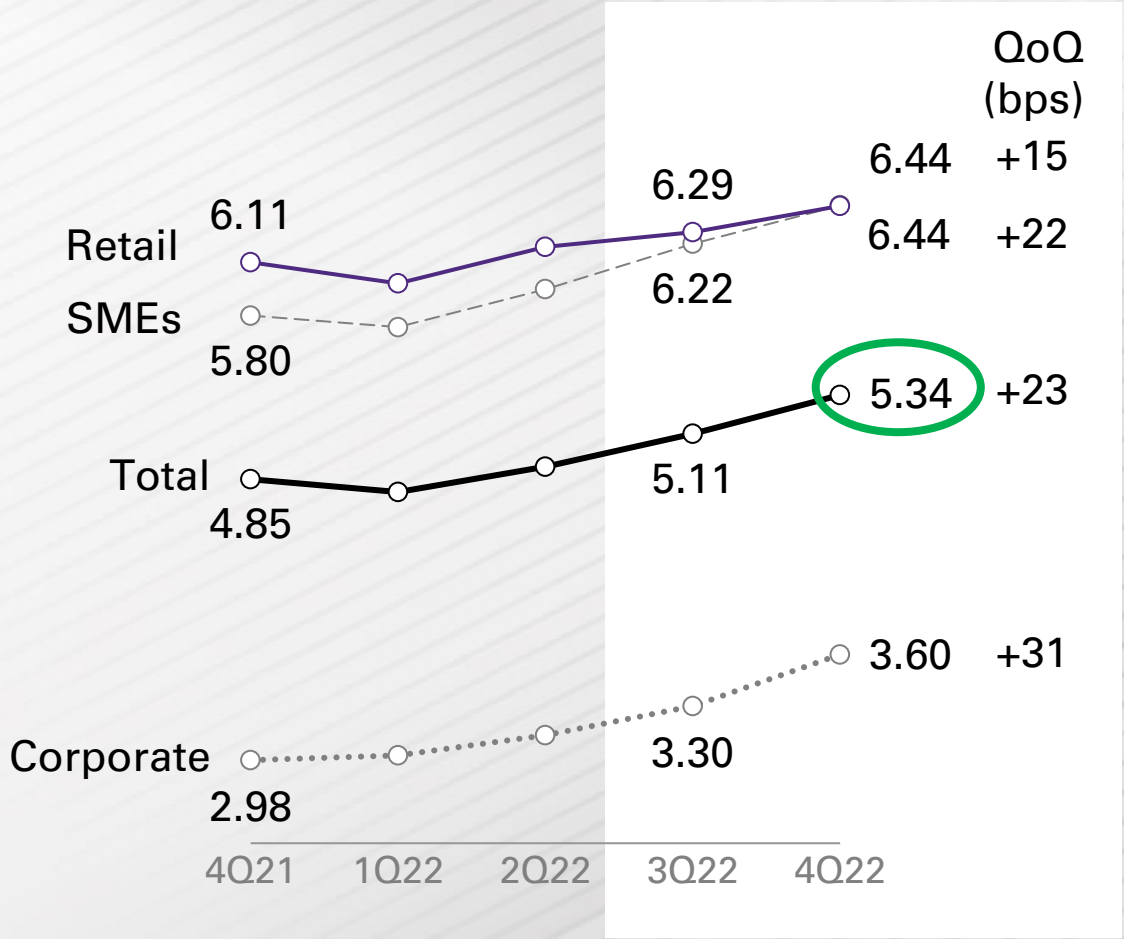

Yield on loans by key products and subsidiaries

(Percentage)

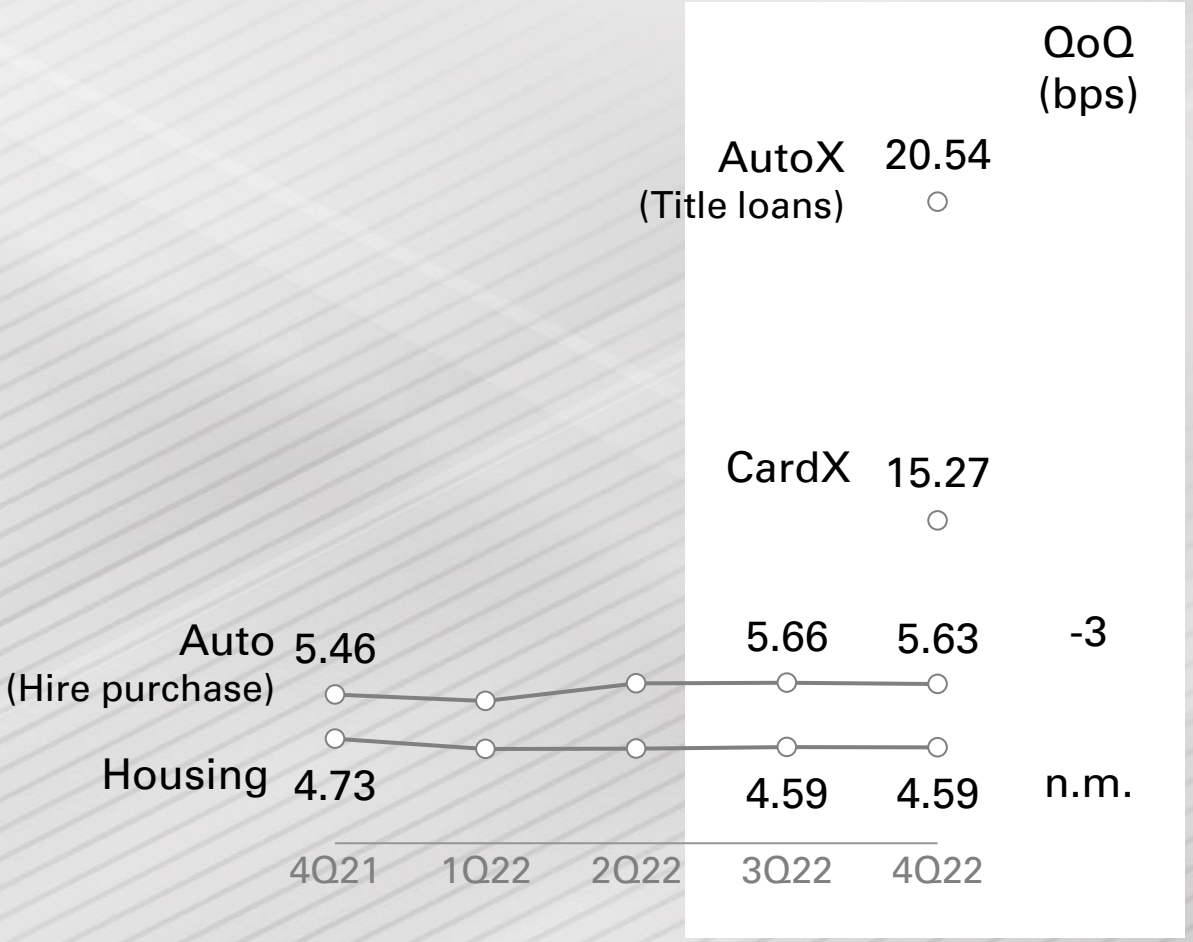

Fee remained under pressure from the slowdown in wealth management despite a rebound in non-wealth income during 2H22

Fee & others
(Baht billion)

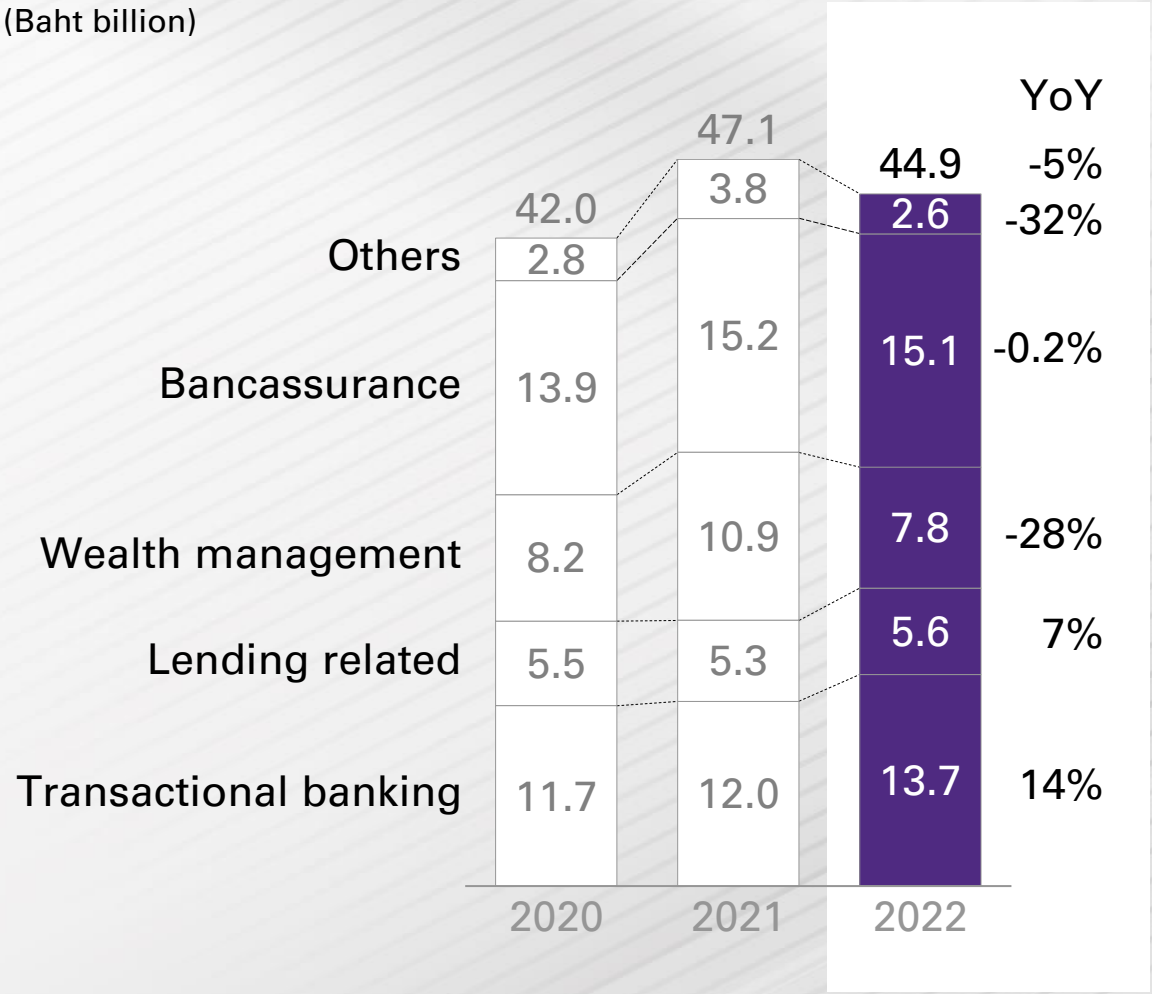

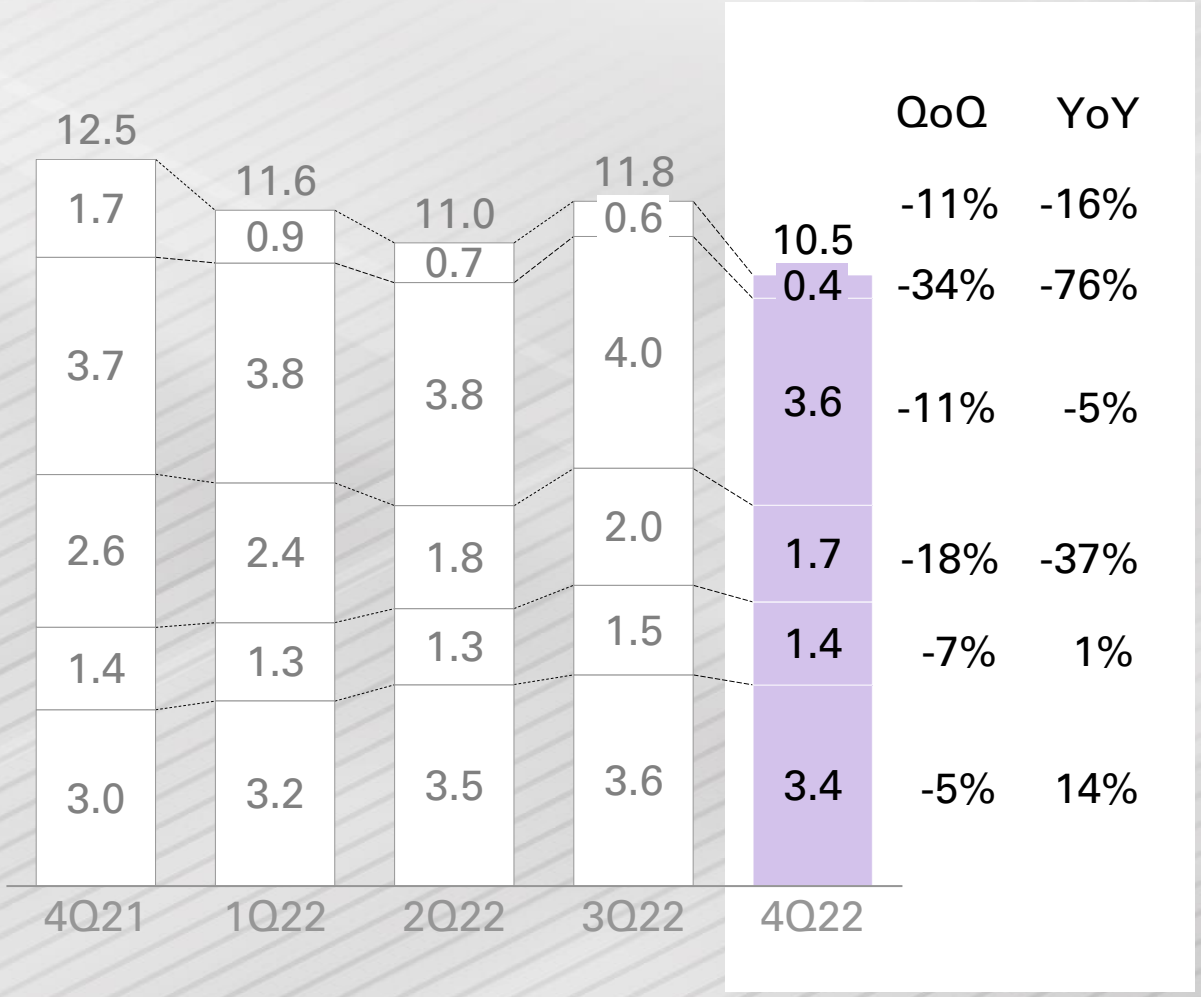

C/I remained at mid 40s despite higher expenses from increasing business activities and business restructuring efforts

Cost/Income
(Percentage)

Expenses
(Baht billion)

	2020	2021	2022	YoY
	64.3	63.5	69.9	10%
Employee	31.5	30.0	31.2	4%
P&E	6.6	6.4	8.3	29%
Marketing	5.4	7.1	7.7	7%
Depreciation	10.1	9.4	9.0	-5%
Tax & Others	10.8	10.6	13.8	30%



	4Q21	1Q22	2Q22	3Q22	4Q22	QoQ	YoY
	17.3	16.1	15.9	16.9	20.9	23%	21%
Employee	7.8	7.6	7.3	8.1	8.2	1%	6%
P&E	1.7	2.0	2.0	1.8	2.5	35%	48%
Marketing	2.2	1.6	1.6	1.6	2.9	77%	32%
Depreciation	2.5	2.1	2.2	2.3	2.3	-2%	-10%
Tax & Others	3.1	2.9	2.8	3.1	5.0	64%	61%

Note: Premises & Equipment (P&E)

Asset quality was robust with improving NPLs and higher coverage ratio

Total allowance
(Baht billion)

Provisions
(Baht billion)

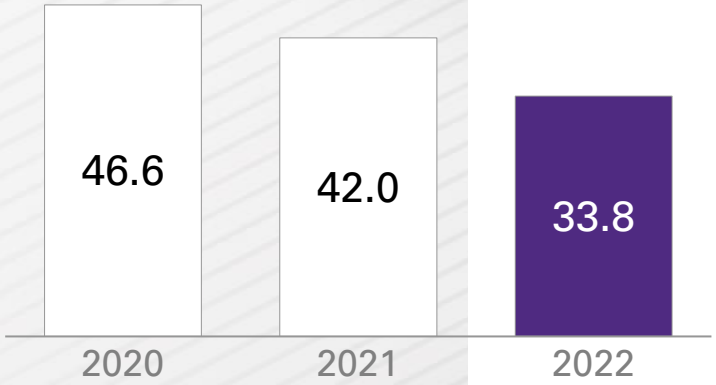

	2020	2021	2022
Credit cost (bps)	214	184	145

NPL coverage ratio
(Percentage)

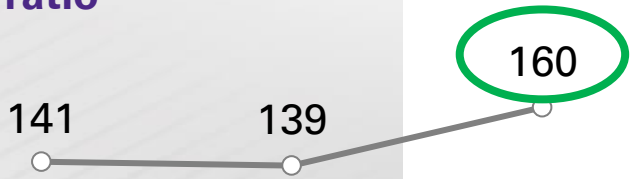

Loans under stage 2 & 3
(Baht billion)

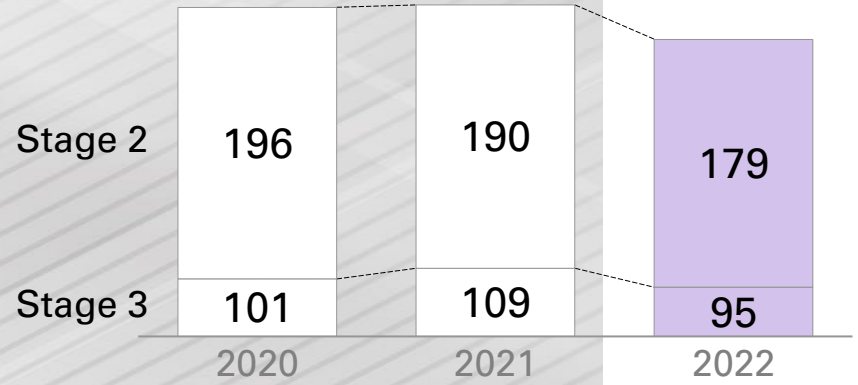

	2020	2021	2022
NPL (Percentage)	3.68	3.79	3.34
NPL sales (Baht billion)	13	7	19
Write-off (Baht billion)	12	20	22

Note:

The Blue scheme's comprehensive debt restructuring (CDR) under the Bank of Thailand's framework is Baht 280 billion or 12% of total loans (as of 4Q22)

3

2023 outlook

Summary: Macro and business outlooks in 2023

- **The global economy decelerated significantly in 2022. The momentum gets worsen in 2023** amid synchronized monetary policy tightening and entrenched inflation. However, China and Asian economies are among the bright spots.
- **Thailand's economy expanded 2.6% in 2022. Tourism and domestic consumption strongly recovered that helped cushion economy from export slump in Q4. Going forward, the Thai economy will continue to grow by 3.4% in 2023** given global economic slowdown. However, the Thai economy will continue to recover unevenly amid rising uncertainties.
- **Risks to Thai economy** include (1) Global economic slowdown, pressuring exports and investment, (2) High inflation, high interest rates, and high debt, causing an uneven recovery in some households and businesses, and (3) Political uncertainties, affecting investor confidence.
- **Tourism and service sectors recovered notably from an accelerating number of foreign tourists,** thanks to a lift in international travel restrictions around the world, especially the China's reopening sooner than expected. **Inbound foreign tourists are expected to reach 30 million in 2023** due to high demand and China's reopening.
- **In the medium to long term, climate change trend, the Technopolar world, and an aging society increase risks and uncertainties to the macroeconomic and business operations.** Therefore, banking business adjustments in consistent with long term structural change are crucial in dealing with these short to medium term risks.

The global economy will slow down in 2023 amid synchronized monetary policy tightening and elevated inflation. However, China and Asian economies are among the bright spots.

Global economic growth forecast by EIC

Unit : %YOY

GDP growth (%YOY)	2021	2022F Prev	2022F Current	2023F
World	5.8%	3.0%	2.9%	1.8% ↓
US	5.5%	1.7%	1.9%	1.0% ↓
Euro	5.0%	2.6%	3.3%	-0.1% ↓
UK	7.5%	4.6%	4.4%	-1.0% ↓
Japan	1.9%	1.4%	1.5%	1.4% ↓
China	7.8%	3.0%	3.0%	4.3% ↑
India	8.8%	7.3%	7.1%	5.6% ↓
Brazil	4.7%	1.3%	1.9%	1.0% ↓
South Korea	4.0%	2.5%	2.5%	2.0% ↓
Malaysia	3.0%	6.5%	8.7%	4.0% ↓
Global Inflation	3.7%	7.5%	7.0%	4.7% ↓

Probability of a recession over the next 12 months

Unit : %, Data as of 17 Jan 2023

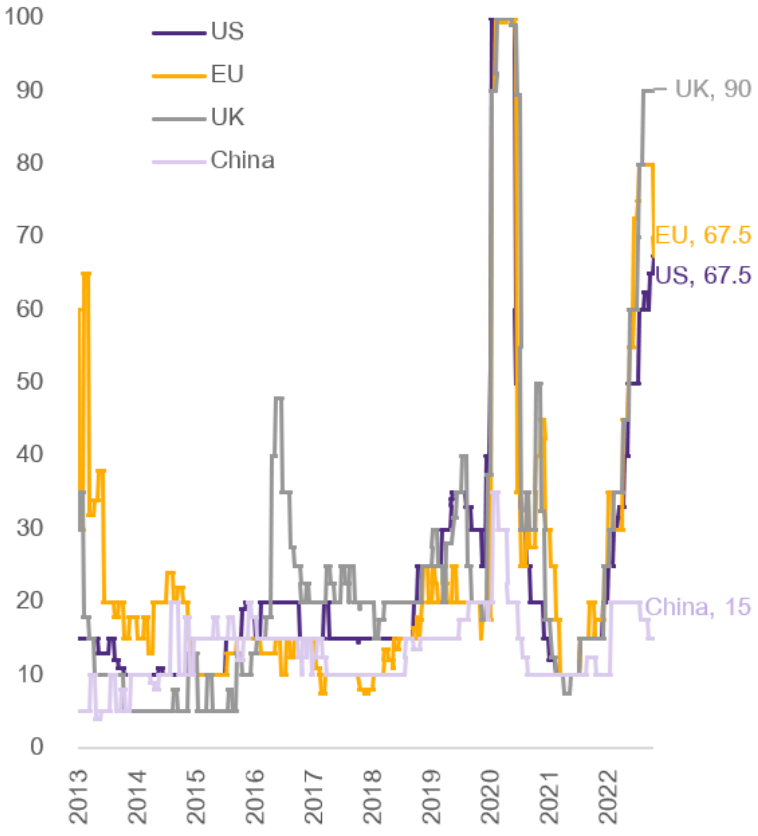

Key risks

Inflation above targets for further 1-2 years
Core inflation become entrenched.

Continued monetary policy tightening
Terminal rates remaining higher than anticipated.

High level of global debt amid tightened financial conditions, increasing default risks and spillover effects to global financial system

US-China Tech war affecting production and investment plans in some specific industries

Supporting factors

China reopening sooner
supporting global demand & trade especially in EM-Asia

Ease in energy crisis
Further decline in energy prices benefits for EU

Thailand's economy expanded 2.6% in 2022. Tourism and domestic consumption strongly recovered that helped cushion economy from export slump in Q4. The Thai economy will continue to grow by 3.4% in 2023 amid global slowdown.

Gross Domestic Product (GDP) forecast

Economic Forecast (Base case)	Unit	2021	2022*	2023F	
				As of Sep 2022	As of Jan 2023
GDP	%YOY	1.5	2.6	3.7	3.4
Household consumption	%YOY	0.3	6.3	3.2	3.0
Government consumption	%YOY	3.2	-0.04	-0.7	-1.0
Private investment	%YOY	3.3	5.1	2.7	2.5
Public investment	%YOY	3.8	-4.9	2.5	2.9
Goods export value (USD BOP basis)	%YOY	19.2	5.5	2.5	1.2
Goods import value (USD BOP basis)	%YOY	23.9	15.3	4.6	3.2
Foreign tourist arrivals	Million persons	0.4	11.2	28.3	30.0**
Headline inflation	%YOY	1.2	6.1	3.2	3.2
Core inflation	%YOY	0.2	2.5	2.7	2.7
Crude oil price (Brent)	USD/Brl.	70.4	99.5	89.9	84.7

Note: * Actual figures; **Revised as of Feb 23
Source: SCB EIC analysis

Positive factors

- **Tourism and service sectors to remain key drivers,** especially with **the lift of China's Zero-Covid policy**
- **Private consumption will continue to regain ground,** thanks to the tourism and the labor market rebound.

Risk factors

- **Global economic slowdown** might weigh down on exports and investment.
- **High cost of living, interest rates, and debt** would further weaken fragile households and businesses, thus entailing an uneven recovery.
- **Political uncertainties** could hamper investor sentiment.

Recession probability

- **SCB EIC estimated the probability of an economic recession in Thailand remains low** at 8.5% in the baseline
- **If global economic growth in 2023 declines dramatically to 0.3%,** recession probability in Thailand will rise over 80%.

Estimated 4.8 million Chinese tourists will visit Thailand in 2023, benefiting most businesses in the tourism supply chain.

Expected Chinese tourist arrivals

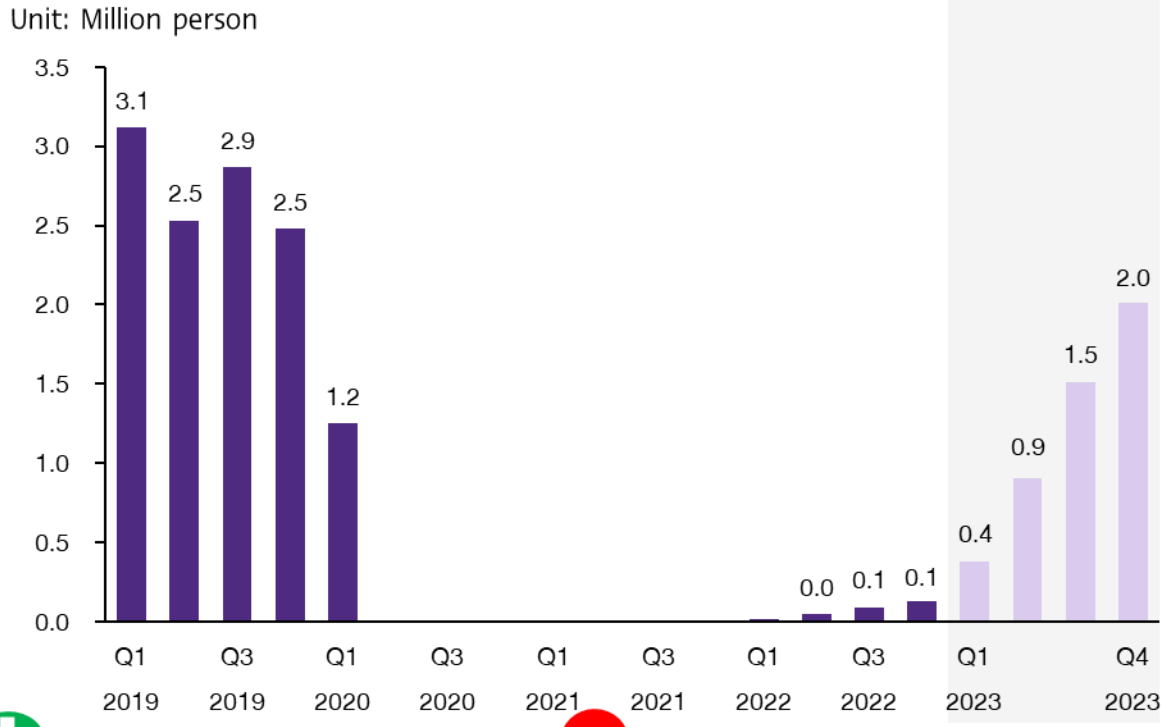

Thailand is among the 20 countries that China has chosen to allow the resumption of group tours from February 6, 2023

Flights and airport management of Thailand and China may not be able to serve an increasing travel demand in the beginning.

Positive impact on business in the Tourism supply chain

The business outlook in 2023 and the medium term will primarily rely upon volatile economic factors and emerging megatrends that could leave long-term impacts on firms.

Business climate in 2023 & the medium term

	Risks	Opportunities
Economic factors	**Rising interest rates** : implying higher financial costs **Global economic instability and slowdown :** weighing down on export-reliant businesses **Geopolitical fragmentation :** resulting in elevated and more volatile energy and material prices, and also derailing the resolve of **supply chain disruption**	**Country reopening :** benefiting the tourism sector and relevant businesses **Consumption recover and pent-up demand :** bolstering a rebound in demand for goods and services, especially among households with high purchasing power **Government stimulus packages :** Many public-invested mega projects are underway, particularly transportation projects.
Trade policy	**Trade barriers :** offering both risks and opportunities to trade and investment	**New trade agreement** **Easing of some trade barriers** in some industries

Mega trends	Climate change	Technopolar world	Aging society

Implications to businesses

Demand for goods and services	Manufacturing Transformation	Material Sourcing Transformation	Business Model Revamping
Digital, Healthy, Personalized, Convenience, Sustainability	AI, Automation, Cloud computing, Blockchain, 5G	Sourcing diversification, Green supply chain, Traceability, Omni channel	As-a-services, Sharing economy, Subscription, Business diversification

Risk level* High Moderate Low

Business outlook – Gen 1 (SCB Bank)

Recap: 3Y aspiration (2025)

No.1 digital bank in wealth management, offering seamless experiences across all channels to customers

- 25% digital revenue
- No.1 wealth wallet share
- Mid-to-high 30s C/I

2023 action plan and targets

Digitalize end-to-end process

- Create **digital products and services**
- Enhance **seamless interactions** across touchpoints
- **Modernize infrastructure** to improve resiliency and scalability

Strengthen wealth management

- **End-to-end wealth management solutions**
  1. Holistic Solution
  2. Quality Advise
  3. Leverage wide range of partners

Loan and risk adjusted return optimization

- Continue to **balance portfolio** & focus on good quality segment

90%
Digital service*
(85.5% in 2022)

+33%
Wealth revenue, YoY

40%
cost/income ratio

*% of total transaction volume via digital channel

Segment business strategy riding on tourism upside

Segment	Opportunities	Strategy
Wholesale SME	• Hotel & related business revenues recover • Financial supports need	• Enhance early debt repayment • Support working capital and new investment
Retail	• Payment transactions increase from inbound tourists • International spendings rise on outbound tourists	• Build payment solutions and promote usage for inbound tourists • Enhance PLANET SCB card features & set up new acquisition strategy
Insurance	• Thai domestic & abroad travelling surges • Health concerns & uncertainties increase • Improving economic situation increase ability to pay & reduce business concerns over long term commitment	• Increase travel insurance sales on digital platform • Launch new products & create proactive strategy to sell health insurance • Approach business owners in tourism supply chain on group insurance for their employees

Potential improving asset quality amid rising interest rates

Environment

3.4%
Thai GDP growth in 2023F
(3.2% in 2022)

28.3 mn
Tourist arrivals in 2023
(11.1 mn in 2022)

2.00%
2023F MPC's Policy Rate
(1.25% at the end of 2022)

86.8%
2022Q3 Households Debt/ GDP
(79.9% in 2019)

Business implications

Rising income on rebounding domestic and tourism activities

- Hotel and tourism-related sectors gain traction from reopening
- Retail's increasing ability to pay from economic recovery

High debt burden

- Fragile household / vulnerable SMEs
- Increasing debt serviceability on interest rate hike

Challenges, opportunities and strategy

Challenges	Opportunities
• New NPL from retail customers • CDR* customers may increase due to tightening monetary policy	• Customers benefit from recovering economic activities • End-of-2022 new NPL & CDR customers did not increase due partly to economic recovery

Strategy

- **Early warning signal** using ML with granular data
- **Tailoring customers' supporting measures**
- **Optimize portfolio mix** between fixed and floating rates

*CDR = Comprehensive Debt Restructuring Program

Business outlook – Gen 2 (CardX)

Recap: 3Y aspiration (2025)

Thailand's leading unsecured consumer finance player

- 10 million customers
- Baht 140-160 billion in loan O/S
- Baht 8-9 billion in net profit
- ROE > 20%
- ROA 6-7%
- Target for IPO in 2025

2023 action plan and targets

- Ensure best and seamless experience for **customer migration** post business transfer
- Elevate **risk management capabilities** with dedicated focus and dynamic operating model
- Implement **new collection operating model** to maximize prevention and recovery
- Deploy **AI/ML technology** across end-to-end journey from acquisition and underwriting to collection and cost optimization
- Launch **Buy-Now-Pay-Later** (BNPL) with JV

3.8mn
accounts
(Cards & Personal loans)

+15%
loan growth (yoy)

Business outlook – Gen 2 (AutoX)

Recap: 3Y aspiration (2025)

Thailand's top 3 title loan player

- 1 million customers
- Baht 70 billion in loan O/S
- Baht 3 billion in net profit
- ROE > 25%
- Target for IPO in 2027

2023 action plan and targets

- Enhance **sales capacity & effectiveness**
  - Branch's network expansion (+800 branches)
  - New salesforce recruitment (+1,700 salesperson)
  - Salesforce with insurance license
- Boost **top-line growth**
  - >3x new booking (~40 bn)
  - Non-life insurance products (Motor and PA)
- Focus on **healthy portfolio** (NPL <2%)

2,000
branches

35bn THB
loan O/S

4,000
salesperson

Business outlook – Gen 3 (Purple Ventures)

Robinhood

Recap: 3Y aspiration (2025)

Thailand's most admired lifestyle Super App

- 1.8 million monthly active users
- Baht 30 billion in gross merchandize value (GMV)
- Baht 4 billion in revenue
- Breakeven in 2026

2023 action plan and targets

- Adding **new businesses** (35-40% of revenue)
  - Ride hailing with 10K fleets in 1H
  - EV subscription
  - Cross selling financial products (digital lending and insurance)
- Further **monetization**
  - Digital advertisement
  - Subsidy reduction
  - GP charge for hotels
- Manage to stabilize net loss

4.5mn
registered users (Robinhood App)

11bn THB
2023 GMV

~1bn THB
2023 revenue

Business outlook – Gen 3 (InnovestX)

innovestX

Recap: 3Y aspiration (2025)

A leader in Digital Investments and Digital Asset ecosystem in the region

- 4-5 million in customers
- Baht 8-10 billion in revenue
- ROE > 20%
- Target for IPO in 2025

2023 action plan and targets

- **Digitize** traditional business to lower cost and improve customer experience
- Expand **customer base** by leveraging SCBX Group customers
- Differentiate through **multi-assets investment super app** offerings to gain more customers and build engagement
- Accelerate Thailand's **capital market evolution** and pave way for **regional financial service disruptions** through blockchain and digital asset services

>1mn
customers

4-5bn THB
2023 revenue

Business outlook – SCBX (Parent company)

SCBX

Long-term strategic execution

Phase 1:

Build core tech & data capabilities (1-2 years)

Phase 2:

Deliver growth with scale and synergy (2-3 years)

Phase 3:

Monetization and exponential growth (3-5 years)

Key theme for 2023

- Drive **growth from Gen 2** portfolio companies
- Identify and invest in **next growth horizon…**
  - in Thailand and the region
  - with a focus on Gen 2 and Gen 3 businesses
- Continue to build **tech & data foundations** through **Center of Excellence (CoE)**

SCBX's 2023 financial guidance

(Consolidated)	2022 actual	2023 target			
		SCBX Group	**Gen 1** Banking services	**Gen 2** Consumer & Digital financial services	**Gen 3** Platforms & Digital assets
Total loan growth (yoy)	3%	**5-8%**	< 5%	> 40%	-
Net interest margin (Simple avg.)	3.3%	**> 3.5%**	~3%	Mid teens	-
Total income growth (yoy)	3%	**> 10%**	-	-	-
Cost/Income	45%	**Mid 40s**	~40%	High 40s	-
Credit cost (bps)	145	**120-140**	~100	600-650	-
# Customers (in million)	29	**35**	18	13	4

Note: SCBX's effective tax rate will structurally be higher than statutory tax rate.

IMPORTANT DISCLAIMER:
The above financial targets are subject to changes due to economic uncertainties and have not reflected the outcome of SCBX's ongoing acquisition deals and set up of certain new subsidiaries.

Click the image or scan QR code for details on SCBX and its portfolio companies

SCBX

Strategy presentation

Strategy paper

2025 financial outlook

Strategy day (website)

Portfolio companies (Strategy presentation)

CardX

MONIX

SCB 10X

Purple Ventures

AutoX

SCB ABACUS

InnovestX

Appendix

We are an investment holding company with portfolio companies in 5 strategic themes

Gen 1

Better Bank

Digitized, better quality loan book, higher fee contribution & leaner cost

SCB

Gen 2

Digital Lending

Make finance simple, accessible, and affordable

CardX
autoX
monix
SCB ABACUS
ALPHA X

Gen 3

Digital Ecosystem

Become a part of consumers' daily lives for better digital engagement with customers

Robinhood

Digital Assets & Future Technology

Future-proof our business with evolving technologies

innovestX
SCB 10X
TOKENX

Climate Tech

Net Zero by 2050

Build new growth engine by providing climate tech solutions along with financing as well as new EV subscription platform

Tech Accelerator data TECHX

SCBX's 2022 Operational performance

(Baht billion)	**Gen 1** (Banking services)	**Gen 2** (Consumer & Digital financial services)	**Gen 3** (Platforms & Digital assets)	Inter transaction and others	**Total**
Loans[1/]	2,307	133	4	(66)	**2,377**
Total operating income[1/]	141.8	21.8	8.2	(17.4)	**154.4**
Net profit [1/]	51.9[2/]	0.1	(0.7)	(13.8)	**37.5**

1/ Before deducting intercompany transactions
2/ Including gain from sale of subsidiaries and transfer of the business, net of income tax

SCBX Sustainability Framework

SCBX's VISION

THE MOST ADMIRED REGIONAL FINANCIAL TECHNOLOGY GROUP

SUSTAINABILITY MISSION

OPPORTUNITIES FOR EVERYONE, POSSIBILITIES EVERYDAY

Empowering everyone to accelerate climate action and be part of an inclusive financial ecosystem through the power of technology and innovation

GLOBAL CHALLENGES

DISRUPTIVE TECHNOLOGIES	INCOME INEQUALITY	ENVIRONMENTAL CONCERNS

SUSTAINABLE ECOSYSTEM

PLANTING DIGITAL SEEDS	ENRICHING LIVES	GROWING ECONOMIC RESILIENCE	REACHING CLIMATE NEUTRALITY
We plant digital seeds for the future	We help improve people's lives for the better	We catalyze the region's economic growth	We contribute and aim to build climate resilient communities

SUSTAINABILITY STRATEGIC GOALS

• Digital Solution and Security • Digital Skills of the Future	• Financial and Digital Inclusion • SME/ Start-up/ Social (3S) Empowerment	• Sustainable Finance	• Zero Emission and Climate Technology • Operational Eco-efficiency

FOUNDATION

- Governance, Risk Management and Compliance (GRC)
- People and Culture
- Human Rights

RELEVANT SDGS